

GFP-Trap® for Immunoprecipitation

Effective pulldown of GFP-fusion proteins for consistent results

- ▶ No heavy & light antibody chains, short incubation (5-30 min)
- ▶ Extraordinary binding, also under harsh conditions
- ▶ Very high affinity ($K_D=1\text{pM}$) to bind even low abundant proteins
- ▶ Reliable gold standard with more than 900 publications

GFP-Trap

The ChromoTek GFP-Trap is the gold standard for fast, reliable and effective one-step immunoprecipitation of GFP-fusion proteins and their interacting factors from cell extracts or organelles.

Applications

- Immunoprecipitation (IP) / Co-IP
- Mass spectrometry
- Enzyme activity measurements
- RIP analysis

Extraordinary stable & reliable binding

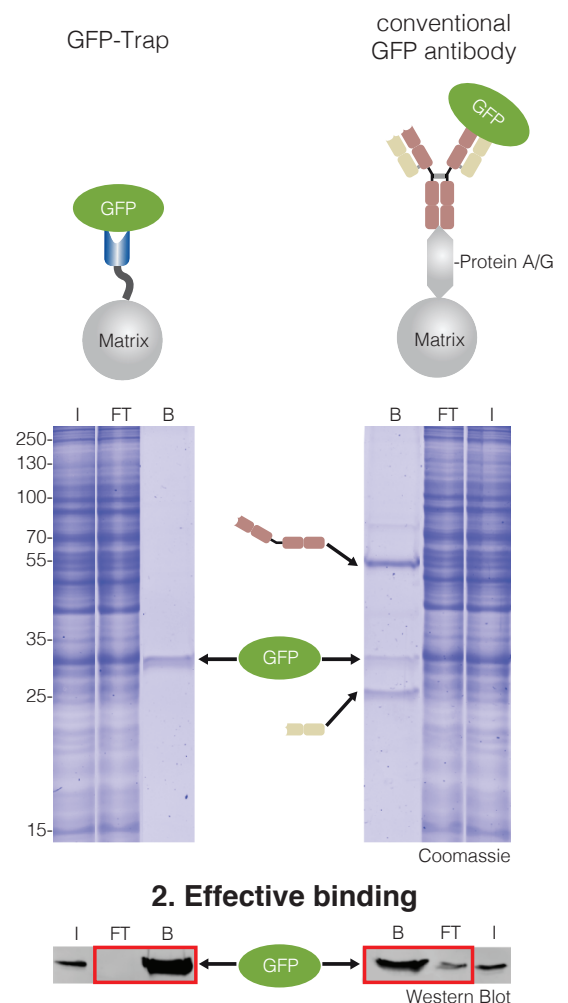
- Dissociation constant K_D of 1pM
- Stable up to 80°C, 1mM DTT, 3M Guanidinium•HCl, 8M Urea, 2M NaCl, 2% Nonidet P40 Substitute, 1% SDS, 1% Triton X-100
- Fulfills highest requirements for antibody validation
- Structure and function are characterized

Recognized GFP derivatives

- AcGFP, Clover, eGFP, Emerald, GFP, GFP5, GFP Envy, GFP S65T, mGFP, mPhluorin, PA-GFP, Superfolder GFP, TagGFP, TagGFP2, monomeric eGFP K206A
- CFP, eCFP, mCerulean
- YFP, Citrine, eCitrine, eYFP, Venus, Ypet
- BFP

GFP-Trap® is a registered trademark of ChromoTek GmbH.

1. Just the protein of interest - no antibody contamination



2. Effective binding



Immunoprecipitations of GFP:
Input (I), non-bound (FT) and bound (B) fraction

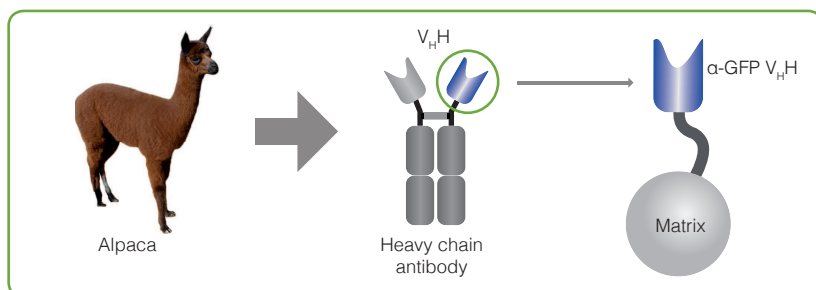
Cleanest pulldowns - short incubations – consistent results

Matrices

We offer the GFP-Trap coupled to agarose beads, magnetic agarose beads, magnetic particles, and multiwell plates, or uncoupled as purified protein.

Technology

Camelidae, e.g. alpacas, possess a type of antibody called heavy chain antibody. These are devoid of light chains and bind their antigen via a single variable domain (V_H), also known as a nanobody. These V_H domains have excellent binding properties and can be recombinantly expressed at constant high quality without batch-to-batch variation.

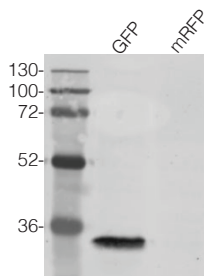


GFP-Trap: anti-GFP V_H H coupled to matrix for immediate use

anti-GFP antibody for Western Blot applications

► Highly specific rat monoclonal antibody

The anti-GFP antibody [3H9] is validated for Western Blotting. The antibody recognizes fluorescent proteins such as eGFP, wtGFP, YFP, or CFP and has been independently validated by the *Moores Cancer Center, UC San Diego*.



HEK293T cell extract expressing GFP or RFP



GFP antibody is a validated product

Selected references out of more than 900

GFP-Trap

van Bergeijk P et al. (2015) Nature doi: 10.1038/nature14128
Shimizu H (2014) Cell doi: 10.1016/j.cell.2014.03.050
Christophorou MA (2014) Nature doi: 10.1038/nature12942
Rujano MA (2013) Nat Cell Biol doi: 10.1038/ncb2858
Kwon Y (2013) Science doi: 10.1126/science.1243971

GFP antibody

Lee JH et al. (2012) PloS One doi: 10.1371/journal.pone.0046357
Sieber S. et al (2012) PloS One doi: 10.1371/journal.pone.0029993

Products (for research only)

Product name	Size	Code
GFP-Trap A	10 rxns (250µl resin)	gta-10
► coupled to agarose beads	20 rxns (500µl resin)	gta-20
	100 rxns (2.5ml resin)	gta-100
	200 rxns (5ml resin)	gta-200
	400 rxns (10ml resin)	gta-400
GFP-Trap A Kit		
► GFP-Trap A	20 rxns (500µl resin)	gtak-20
► incl. lysis, wash and elution buffers		
	10 rxns (250µl resin)	gtma-10
	20 rxns (500µl resin)	gtma-20
GFP-Trap MA		
► coupled to magnetic agarose beads	100 rxns (2.5ml resin)	gtma-100
	200 rxns (5ml resin)	gtma-200
	400 rxns (10ml resin)	gtma-400
GFP-Trap MA Kit		
► GFP-Trap MA	20 rxns (500µl resin)	gtmak-20
► incl. lysis, wash and elution buffers		
	10 rxns (250µl resin)	gtm-10
	20 rxns (500µl resin)	gtm-20
GFP-Trap M		
► coupled to magnetic particles	100 rxns (2.5ml resin)	gtm-100
	200 rxns (5ml resin)	gtm-200
	400 rxns (10ml resin)	gtm-400
GFP-Trap M Kit		
► GFP-Trap M	20 rxns (500µl resin)	gtmk-20
► incl. lysis, wash and elution buffers		
GFP-multiTrap	96 rxns (1 plate)	gtp-96
► black 96 well plate	480 rxns (5 plates)	gtp-480
GFP-Trap		
► uncoupled protein	250µg	gt-250
	10 units	sct-10
Spin columns		
	20 units	sct-20
	50 units	sct-50
Binding control		
► agarose beads	20 rxns (500µl resin)	bab-20
Binding control		
► magnetic agarose beads	20 rxns (500µl resin)	bmab-20
Binding control		
► magnetic particles	20 rxns (500µl resin)	bmp-20
GFP antibody [3H9]	20µl	3h9-20
► rat monoclonal	100µl	3h9-100

Order information

USA:

<https://shop.chromotek.com>
USAorders@chromotek.com fax 631.501.1060

All other countries:

<https://shop.chromotek.com>
order@chromotek.com fax +49. 89.124.148.811

ChromoTek GmbH, Germany

Am Klopferspitz 19

D-82152 Planegg-Martinsried

Phone: +49. 89. 124.148. 810 Fax: +49. 89. 124.148. 811

ChromoTek Inc., USA

400 Oser Ave Ste 1650

Hauppauge, NY 11788

Phone: 631. 501. 1058 Fax: 631. 501. 1060