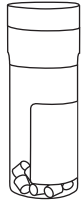


The LYFO DISK® vial contains 10 lyophilized pellets of an individual microorganism strain.

LYFO DISK®


Illustrated Instructions

1



Remove the unopened vial from storage and allow to equilibrate to room temperature.

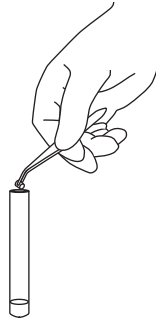
2



Remove one pellet with sterile forceps. **Do not remove desiccant.**

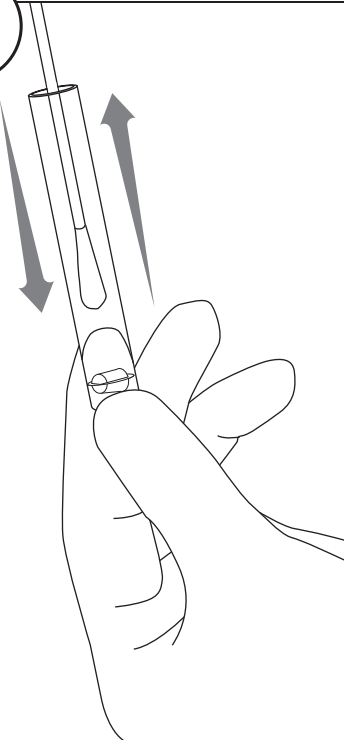
Immediately stopper and recap vial and return to 2° - 8°C.

3



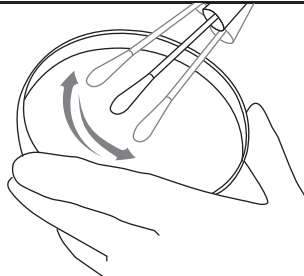
Put pellet in 0.5 mL of sterile fluid. **(water, saline, TBS, or BHIB)**

4



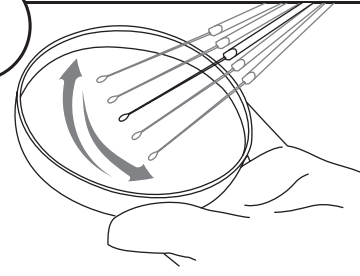
Crush the pellet with a sterile swab and heavily saturate the same swab in the hydrated suspension.

5




Inoculate the primary culture plate(s) by gently rolling the swab over one-third of the plate.

6



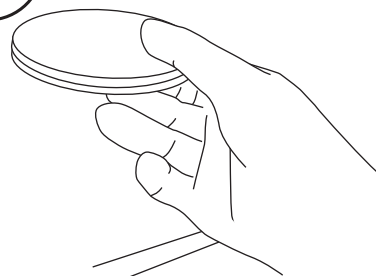
Using a sterile loop, streak to facilitate colony isolation.

7



Using proper biohazard disposal, discard the remaining hydrated material.

8



IMMEDIATELY incubate the inoculated primary culture plate(s).